

## LILY M

Applique.

Struttura in alluminio.

Finitura in bianco, grigio antracite, grigio alluminio o marrone.

Diffusore in vetro temperato satinato.





Wall light.

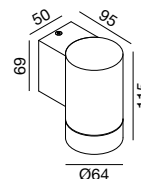
Aluminium structure.

White, grey graphite, aluminium grey or brown finish.





Frost tempered glass diffuser.



LIGHT SOURCE	FINISHED	CODE	BULBS
GU10 max 1 x 35W 220-240Vac  Lampadine non incluse Bulbs not included.  Monoemissione Single Emission	 Bianco White	<b>GES1060</b>	1 x GU10
	 Grigio antracite Grey graphite	<b>GES1061</b>	1 x GU10
	 Grigio alluminio Aluminium Grey	<b>GES1062</b>	1 x GU10
	 Marrone Brown	<b>GES1063</b>	1 x GU10

LAMPADINE UTILIZZABILI  
AVAILABLE BULBS

Vedi pagina / see page  
479

GU10	BEAM	CODE	POWER	CCT	FLUX	CRI
		GLA241C	5W	3000K	420lm	>80
		GLA241N	5W	4000K	430lm	>80
		GLA243C	7W	3000K	590lm	>80
		GLA243N	7W	4000K	610lm	>80
		GLA242C	5W	3000K	410lm	>80
		GLA242N	5W	4000K	420lm	>80
		GLA244C	7W	3000K	550lm	>80
		GLA244N	7W	4000K	560lm	>80